

Daloc S66 Steel door



Daloc S66 is available in galvanised and in two stainless steel versions. Where the primary purpose is the stainless steel surface, the quality of the stainless steel panel is optional; however in environments where there is a high requirement to protect against corrosion, e . g. tunnels as well as in industries and other constructions with aggressive atmospheres, the acid-proof stainless steel option is recommended.

Reference	Clear opening dimensions	Outer dimensions frame	Weight
Single door			
S66 9 x 20	800 x 1925	890 x 1990	80
S66 10 x 20	900 x 1925	990 x 1990	85
S66 9 x 21	800 x 2025	890 x 2090	85
S66 10 x 21	900 x 2025	990 x 2090	90
S66 11 x 21	1000 x 2025	1090 x 2090	100
S66 12 x 21	1100 x 2025	1190 x 2090	105
S66 13 x 21	1200 x 2025	1290 x 2090	110
Double door			
S66 15 x 21	1400 x 2025	1490 x 2090	150
S66 18 x 21	1700 x 2025	1790 x 2090	170
S66 18 x 24	1700 x 2325	1790 x 2390	190
S66 21 x 24	2000 x 2325	2090 x 2390	210
S66 29 x 29	2800 x 2825	2890 x 2890	320
S66 30 x 30	2900 x 2925	2990 x 2990	340
Other module sizes and special sizes are available on request.			
*At 90 degree opening door loss 41 mm from the clear opening.			
** Max. size of stainless steel: Outer dimensions frame 2860 x 2890 mm.			

CLASSIFICATIONS

The door type is tested by RISE Research Institutes of Sweden AB and certified by RISE Certifiering. It is manufactured under the control of RISE.

Fire rating: A60.

Corrosion class: C1-C4 and C5-I according to EN ISO 12944-2

CE marking: SS-EN 14351-1 and EN 16034.

Daloc Y66 (for external use) is CE-marked in accordance with the Building Products Directive and product standard for external doors EN 14351-1 and EN 16034 if fire resistance properties are present.

DOOR LEAF

Design: The door leaf is 54 mm thick, with a bevelled rolled edge and made from galvanised or stainless steel panels. Bonded which gives a flat surface on both sides.

Material: 1.2 mm galvanised panel or 1 mm stainless steel panel. Mineral wool insulation.

Surface treatment: Galvanised doors are delivered painted with primer as standard. In the stainless steel version, visible exposed stainless steel surfaces EN 1.4301 (previously SS 2333) and other internal details are primarily galvanised panels. The stainless steel, acid-proof version is recommended for doors in corrosive environments, such as road tunnels or within industries and other constructions with an aggressive atmosphere, where there is a high requirement for corrosion resistance. Visible surfaces are then manufactured in acidproof, stainless steel EN 1.4404 and other acid-proof and stainless steel details. Corresponds to corrosion class C5-I according to EN ISO 12944-2. For the stainless steel or acid-proof and stainless steel version, brushed/polished surfaces and protective films are standard.

FRAME

Design: S 66 is supplied as standard with primer painted frame 31, which forms an architrave on the opening face. The frame is supplied assembled without any loose parts. Several different types of frame are available: with architrave on the opening face (type 31), architrave on both sides (type 34-39) or without (type 51).

Material: The frame is manufactured from 1,5 mm galvanised panels or 1.5 mm stainless steel with other details primarily in galvanised steel. For the acid-proof version, visible details are in acid-proof stainless steel while other details are in stainless steel.

Insulation: Supplied insulated with mineral wool from the factory.

Installation: Quick installation and fixing through the frame's adjustable frame screws (Allen key).

THRESHOLD

Galvanised doors are supplied with a galvanised bevelled threshold bar as standard. Doors in stainless steel and acid-proof stainless steel versions are supplied with stainless steel bevelled threshold as standard.

STANDARD FITTINGS

Lock case Assa 310. Door in acid-proof stainless steel is supplied with lock case Assa 565 Heavy Duty (HD) as standard. A=54 mm, B=27 mm from opening face to centre of lock case. Steel bearing hinges. Concealed reinforcement for door closer on opening face. A/B measurements apply only to Assa Connect and Assa Module locks, as regards to other locks please contact Daloc.

OPTIONAL COMPONENTS

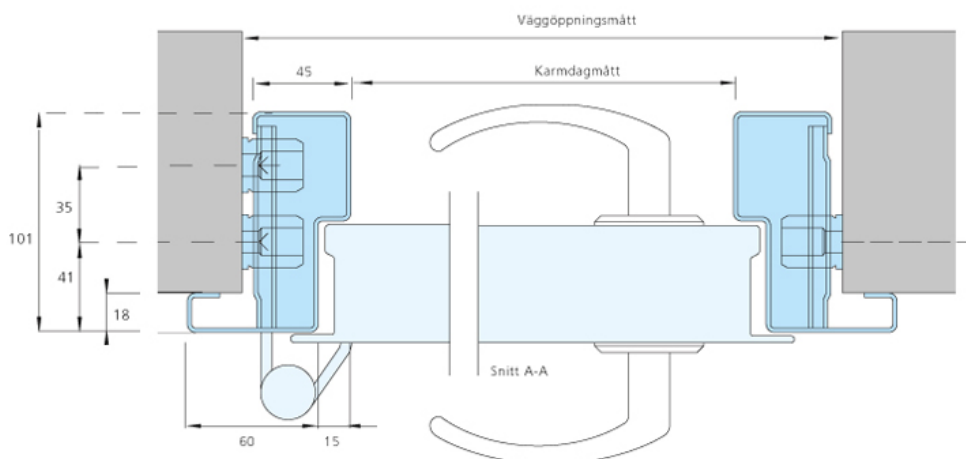
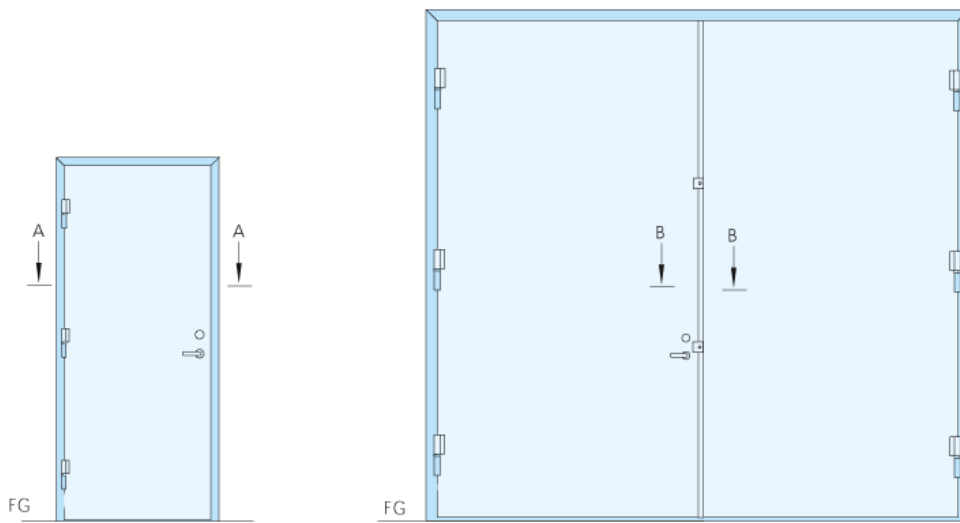
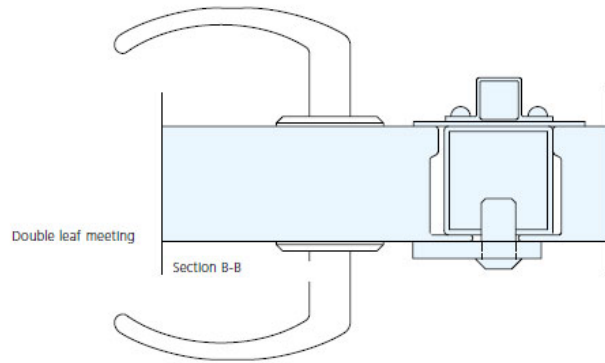
Can be supplied with glass opening, kick plate, seal, ventilation grilles (fire rating EI 15), door closer, electric striking plate, magnetic contact, motorised and microlocks, bolt contact, etc. Contact Daloc for additional components for S66 in acid-proof steel.

DOUBLE LEAF DOORS

The door leaves and frame are manufactured in the same way as the single leaf door. For double leaf doors, the leaf and frame are supplied as loose parts. The inactive leaf has a rabbet and is fitted as standard with an espagnolette on the rabbet side. Flush bolts in stainless steel as standard for stainless steel doors.

We reserve the right to make modifications to the designs.

DETAIL SKETCHES



PICTURES



Galvanized, primed door leaf with Assa 310 lock case. S 66 in stainless steel acid-proof version is supplied with Assa 565 Heavy Duty (HD) as standard.



Espagnolette is standard on the inactive leaf. Stainless steel doors are equipped with flush bolts in stainless steel material.



Stainless steel bearing carried hinges for S66 in stainless steel version.