


Daloc S95 (Y95) High security door



Reference	Clear opening dimensions	Outer dimensions frame	Weight
Single door			
S95 9 x 21	740 x 1975	890 x 2090	370
S95 10 x 21	840 x 1975	990 x 2090	400
S95 11 x 21	940 x 1975	1090 x 2090	430
S95 12 x 21	1040 x 1975	1190 x 2090	460
S95 13 x 24	1140 x 2275	1290 x 2390	550
Other module sizes and special sizes are available on request.			
*At 90 degree opening door loss 74 mm from the clear opening.			

High security door Daloc S95 is a door for use in buildings where extremely high levels of security are required. When S94 does not quite fit the bill, choose S95. The door has a consistent higher rating for burglar resistance, protection against ballistic impact from handguns, explosions, electromagnetic interference/pulses (EMI/EMP), static pressure and fire. This high security door is intended for premises with ultra-sensitive equipment or where extremely high security is required, such as military sites, nuclear power stations, data processing centres and chemical technical industries.

CLASSIFICATIONS

The door type is tested by RISE Research Institutes of Sweden AB and certified by RISE Certifiering and SBSC Svensk Brand- och Säkerhetscertifiering AB. The bullet resistance has been tested by Nammo Vanäsverken AB and the explosion protection has been tested by Fraunhofer Institut Freiburg. It is manufactured under the control of RISE and SBSC.

Fire rating: E90, EI30.

Burglar resistance class: EN 1627 RC5.

The door is approved for outwards opening installation, i.e opening face = attack face.

EMI protection: Option EMI-C.

Contact Daloc for extra equipment for doors with protection for EMI.

Bullet resistance: Option EN 1522 class FB6

Explosion protection: Option EN 13123-1

class EPR 2-4*

*The door is approved for outwards opening installation, i.e opening face = attack face.

Corrosion class: C1-C4 and C5-I according to EN ISO 12944-2.

The doors are supplied primed, but can be ordered coated with zinc epoxy to a corrosiveness rating of C5-I – A5I.05 according



to EN 12944-2.

CE marking: SS-EN 14351-1.

CE-marked in accordance with the Building Products Directive and product standard for external doors EN 14351-1.

DOOR LEAF

Design: The door leaf has a rolled seam and consists of a panel with folded steel panel frame with strong reinforcements. The door leaf thickness is 93 mm for frame and 33 mm for the panel.

Material: Steel panels and filled with concrete.

Surface treatment: The doors are supplied primed, but can be ordered coated with zinc epoxy to a corrosiveness rating of C5-I – A5I.05 according to EN 12944-2.

FRAME

Design: The frame is made of 3 mm cold rolled steel with extensive reinforcements. Three fixed bolts grip the frame when closed. The frame is supplied with protective architraves on the opening face.

THRESHOLD

The door is supplied with a steel threshold bar.

STANDARD FITTINGS

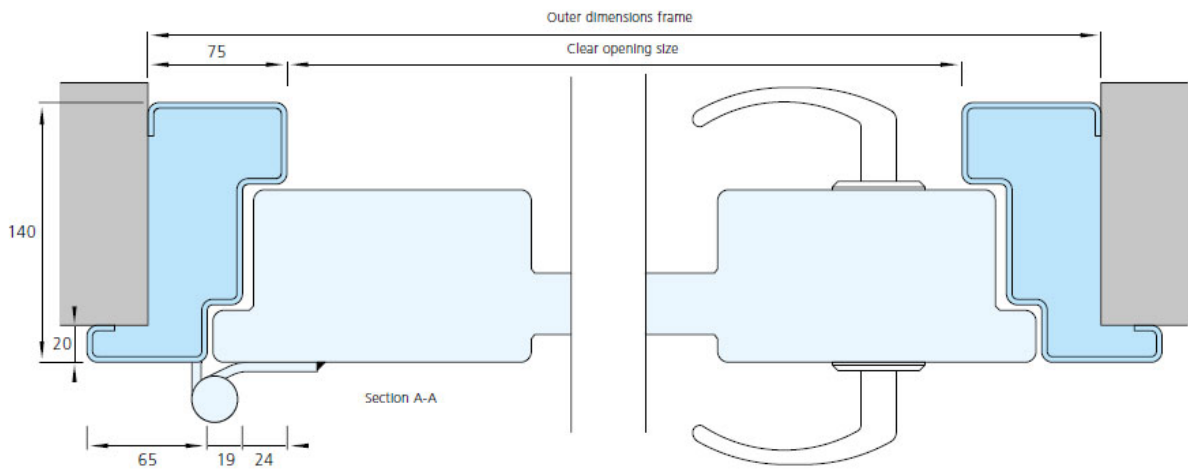
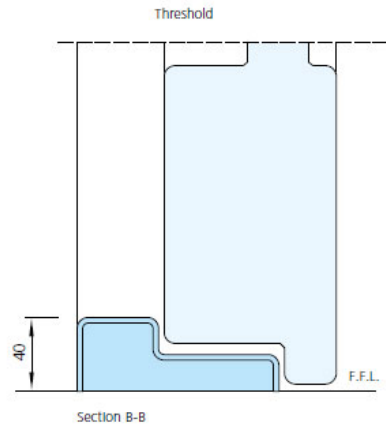
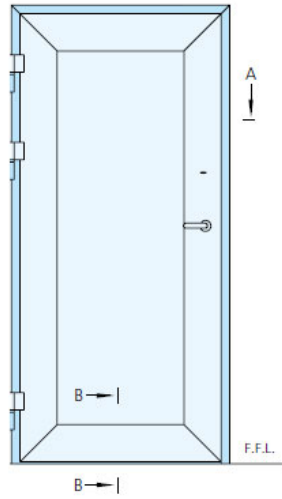
Lock case Assa 212 and high security lock with micro switches and frame transfer. Ball bearing hinges and three dog bolt pins to hinge edge.

OPTIONAL COMPONENTS

Can be supplied with electric striking plate, magnetic contact, bolt contact, water deflector etc. When positioning in a location exposed to wind, a door brake is recommended. For inwards opening doors that are exposed to rain, a water deflector at the lower edge is recommended. For outward opening doors that do not have any rain protection, a water deflector on the top edge is recommended.

We reserve the right to make modifications to the designs.

DETAIL SKETCHES




PICTURES



High security lock with microswitch.



Bearing hinges.



Three fixed bolts in the rear edge.